

Iraq Stock Exchange

Bulletin No (39)



سوق العراق للاوراق المالية
IRAQ STOCK EXCHANGE

ISX Trading Indices of Sunday 1/3/2026

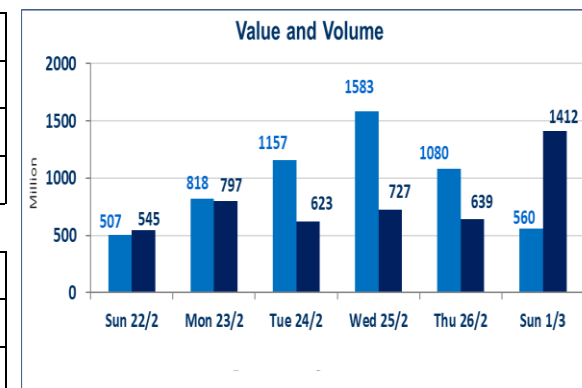
Traded Volume and OTC	560,879,568
-----------------------	-------------

Traded Value and OTC	1,412,508,670
----------------------	---------------

Traders	1138
---------	------

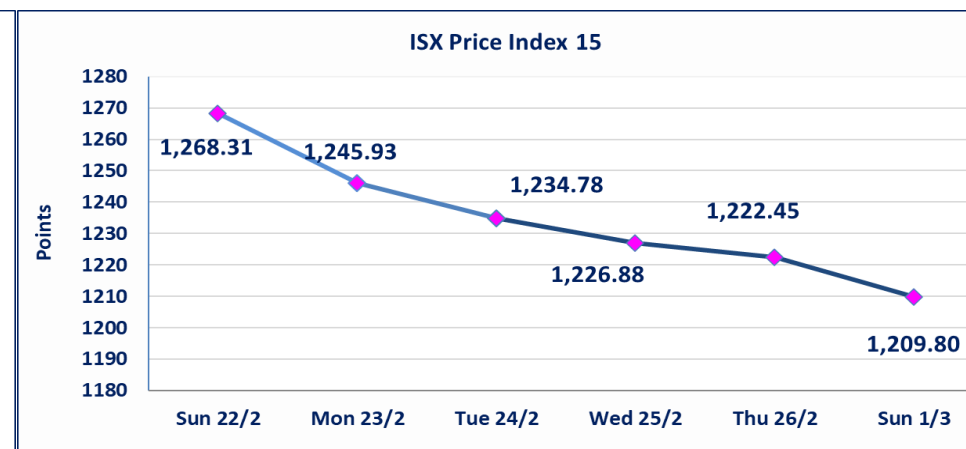
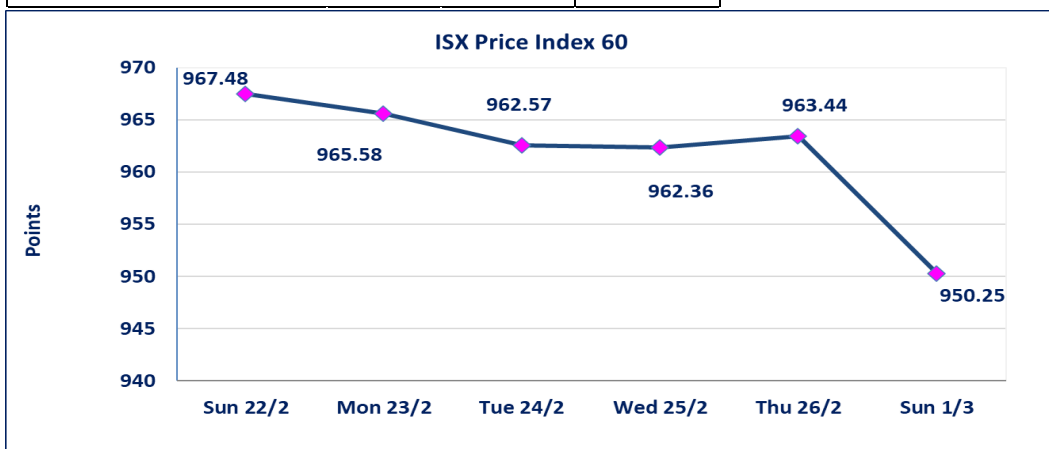
ISX Index 60	950.25
Previous ISX Index60	963.44
Change %	-1.37
Change	-13.19

ISX Index 15	1209.80
Previous ISX Index15	1222.45
Change %	-1.03
Change	-12.65



Listed Companies	104	OTC	14
Traded Listed Companies	47	OTC	0
GAM Companies	0		
Suspended Companies	10		

Non Traded listed	47	OTC	14
Higher Companies	4		
Lower Companies	32		



ISX top gaining and losing companies

Sunday 1/3/2026

Gainers

Company Name	Closing Price	Change (%)	Traded Volume
Iraqi Carton Manufactories	2.260	4.63	262,136
Al-Ameen for Insurance	0.980	3.16	68,750
Babil Animal & Vegetable Produc	6.700	3.08	97,956
National Islamic Bank	0.720	2.86	5,000

Losers

Company Name	Closing Price	Change (%)	Traded Volume
Sumer Commercial Bank	0.130	-7.14	31,000,000
Baghdad -Iraq Transportation	22.310	-4.98	685,266
Modern Construction Materials	1.190	-4.80	271,269
Economy Bank	0.210	-4.55	5,567,775
Ashur International Bank	0.230	-4.17	25,250,000

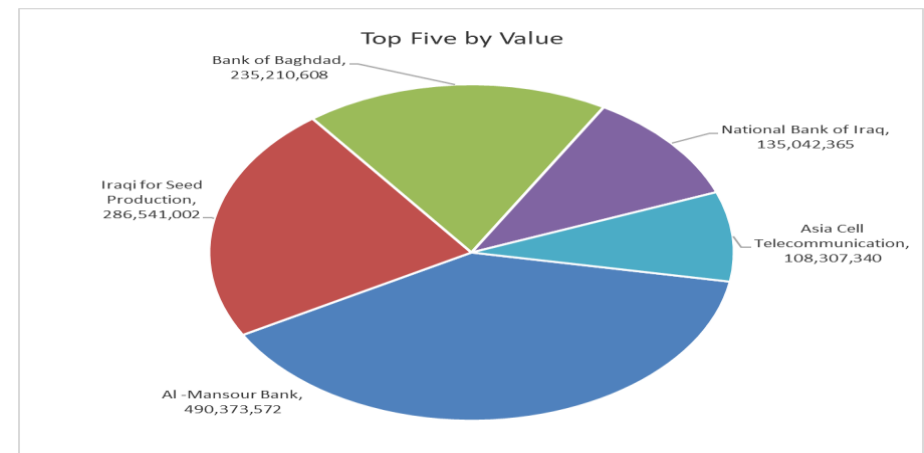
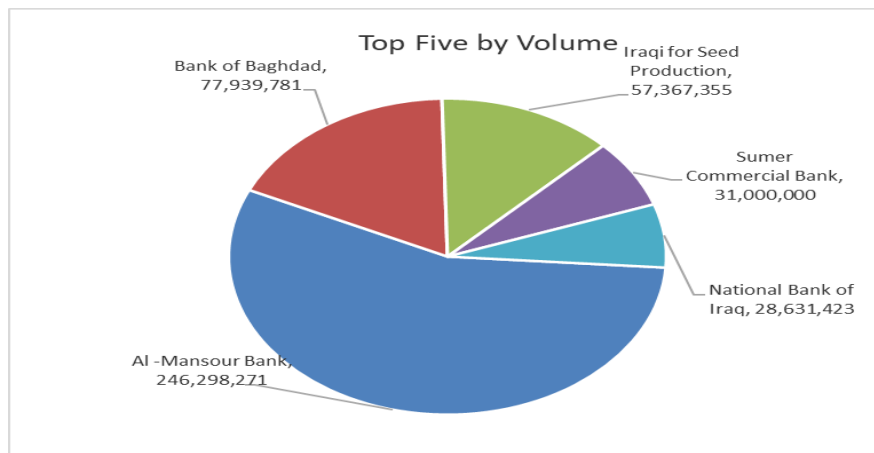
The most active companies in term of traded volume and value

Traded Volume

Company Name	Closing Price	Change (%)	Traded Volume
Al -Mansour Bank	2.000	-2.44	246,298,271
Bank of Baghdad	3.070	-1.29	77,939,781
Iraqi for Seed Production	4.940	-1.00	57,367,355
Sumer Commercial Bank	0.130	-7.14	31,000,000
National Bank of Iraq	4.750	-1.04	28,631,423

Traded Value

Company Name	Closing Price	Change (%)	Traded Value
Al -Mansour Bank	2.000	-2.44	490,373,572
Iraqi for Seed Production	4.940	-1.00	286,541,002
Bank of Baghdad	3.070	-1.29	235,210,608
National Bank of Iraq	4.750	-1.04	135,042,365
Asia Cell Telecommunication	14.690	-1.41	108,307,340



Regular Market Bulletin No (39)



Company Name	Code	opening Price	highest price	lowest price	Average price	Prev Average price	Closing Price	prev closing price	change (%)	No.of Trades	Traded Volume	Traded Value
Banks Sector												
Ashur International Bank	BASH	0.230	0.240	0.230	0.230	0.240	0.230	0.240	-4.17	12	25,250,000	5,810,000
Bank of Baghdad	BBOB	3.100	3.100	2.970	3.020	3.130	3.070	3.110	-1.29	136	77,939,781	235,210,608
Commercial Islamic Bank of Iraq	BCOI	0.660	0.670	0.660	0.660	0.670	0.660	0.670	-1.49	11	3,056,471	2,017,321
Economy Bank	BEFI	0.220	0.220	0.210	0.210	0.220	0.210	0.220	-4.55	6	5,567,775	1,169,911
Elaf Islamic Bank	BELF	0.270	0.270	0.270	0.270	0.270	0.270	0.270	0.00	1	36,816	9,940
Gulf Commercial Bank	BGUC	0.320	0.320	0.320	0.320	0.330	0.320	0.330	-3.03	4	7,845,318	2,510,502
Investment Bank of Iraq	BIBI	0.210	0.210	0.210	0.210	0.210	0.210	0.210	0.00	14	20,818,499	4,371,885
Iraqi Islamic Bank	BIIB	0.990	0.990	0.980	0.990	1.000	0.990	1.010	-1.98	16	5,326,448	5,258,460
Kurdistan International Bank	BKUI	1.250	1.250	1.200	1.230	1.250	1.200	1.250	-4.00	4	114,412	140,515
Mosul Bank For Investment	BMFI	0.130	0.130	0.130	0.130	0.130	0.130	0.130	0.00	5	17,250,000	2,242,500
Al -Mansour Bank	BMNS	2.030	2.030	1.970	1.990	2.050	2.000	2.050	-2.44	270	246,298,271	490,373,572
National Islamic Bank	BNAI	0.720	0.720	0.720	0.720	0.700	0.720	0.700	2.86	1	5,000	3,600
National Bank of Iraq	BNOI	4.780	4.780	4.610	4.720	4.810	4.750	4.800	-1.04	89	28,631,423	135,042,365
United Bank	BUND	0.050	0.050	0.050	0.050	0.050	0.050	0.050	0.00	11	198	10
Total of Banks Sector										580	438,140,412	884,161,188
Telecommunication Sector												
Asia Cell Telecommunication	TASC	14.900	14.900	14.650	14.690	14.890	14.690	14.900	-1.41	165	7,370,851	108,307,340
Al-Khatam Telecom	TZNI	3.360	3.360	3.360	3.360	3.330	3.360	3.360	0.00	9	51,083	171,639
Total of Telecommunication Sector										174	7,421,934	108,478,979
Insurance Sector												
Al-Ameen for Insurance	NAME	0.980	0.980	0.980	0.980	0.970	0.980	0.950	3.16	1	68,750	67,375
Total of Insurance Sector										1	68,750	67,375
Service Sector												
Baghdad -Iraq Transportation	SBPT	22.900	22.900	22.310	22.330	22.900	22.310	23.480	-4.98	34	685,266	15,299,324
Kharkh Tour Amuzement City	SKTA	4.050	4.100	4.000	4.010	4.100	4.000	4.100	-2.44	17	1,181,000	4,739,100
Al-Mosul for funfairs	SMOF	6.920	6.920	6.900	6.920	6.920	6.920	6.920	0.00	7	2,311,241	15,989,663
Mamoura Realestate	SMRI	3.100	3.110	3.100	3.100	3.180	3.110	3.190	-2.51	14	2,005,124	6,221,884
Total of Service Sector										72	6,182,631	42,249,971
Industrial Sector												
Baghdad Soft Drinks	IBSD	5.770	5.770	5.640	5.710	5.770	5.700	5.770	-1.21	78	8,948,579	51,064,617
Iraqi Date Processing and Marke	IIDP	2.600	2.600	2.600	2.600	2.600	2.600	2.600	0.00	1	1,713	4,454
Al -Khazer Construction Materia	IKHC	1.230	1.230	1.220	1.230	1.250	1.220	1.250	-2.40	6	240,775	295,048
Al-Kindi of Veterinary Vaccines	IKLV	2.400	2.490	2.400	2.440	2.500	2.490	2.500	-0.40	2	1,000,000	2,445,000
Al-Mansour Pharmaceuticals Ind	IMAP	2.050	2.050	2.010	2.020	2.040	2.020	2.050	-1.46	39	2,535,482	5,117,339
Modern Sewing	IMOS	5.270	5.270	5.200	5.200	5.250	5.200	5.250	-0.95	10	272,448	1,417,892
Ready Made Clothes	IRMC	2.150	2.150	2.100	2.100	2.150	2.100	2.150	-2.33	2	84,226	176,890
Total of Industrial Sector										138	13,083,223	60,521,240
Hotels Sector												
Baghdad Hotel	HBAG	11.510	11.510	11.510	11.510	11.510	11.510	11.510	0.00	4	17,067	196,441
Ishtar Hotels	HISH	8.550	8.820	8.550	8.570	8.980	8.820	8.990	-1.89	12	790,182	6,769,826
National for Tourist Investment	HNTI	9.000	9.000	9.000	9.000	9.120	9.000	9.120	-1.32	4	265,000	2,385,000
Tourist Village of Mosul dam	HTVM	13.000	13.000	13.000	13.000	12.660	13.000	13.000	0.00	1	305	3,965
Total of Hotels Sector										21	1,072,554	9,355,232
Agricultural Sector												
Babil Animal & Vegetable Produ	ABAP	6.500	6.700	6.500	6.520	6.380	6.700	6.500	3.08	3	97,956	638,714
Agricultural Products Meat	AIPM	4.600	4.600	4.600	4.600	4.600	4.600	4.600	0.00	1	225,782	1,038,597
Total of Agricultural Sector										4	323,738	1,677,311
Total Of Regular										990	466,293,242	1,106,511,296

Second Platform Market Bulletin No (39)



Company Name	Code	opening Price	highest price	lowest price	Average price	Prev Average price	Closing Price	prev closing price	change (%)	No.of Trades	Traded Volume	Traded Value
Banks Sector												
Credit Bank Of Iraq	BROI	0.600	0.600	0.590	0.600	0.600	0.590	0.600	-1.67	2	905,060	541,353
Total of Banks Sector										2	905,060	541,353
Insurance Sector												
Al-Hamraa for Insurance	NHAM	3.300	3.300	3.210	3.260	3.210	3.210	3.250	-1.23	4	74,088	241,206
Total of Insurance Sector										4	74,088	241,206
Service Sector												
Al-Ameen Estate Investment	SAEI	1.730	1.730	1.680	1.690	1.760	1.720	1.760	-2.27	12	1,784,364	3,013,170
Total of Service Sector										12	1,784,364	3,013,170
Industrial Sector												
Fallujah for construction Mater	IFCM	2.800	2.800	2.750	2.770	2.840	2.790	2.850	-2.11	8	970,660	2,690,328
Total of Industrial Sector										8	970,660	2,690,328
Total of Non Regular										26	3,734,172	6,486,057

Undisclosed Platform Companies Bulletin No (39)



Company Name	Code	opening Price	highest price	lowest price	Average price	Prev Average price	Closing Price	prev closing price	change (%)	No.of Trades	Traded Volume	Traded Value
Banks Sector												
Sumer Commercial Bank	BSUC	0.130	0.130	0.130	0.130	0.130	0.130	0.140	-7.14	13	31,000,000	4,030,000
Total of Banks Sector										13	31,000,000	4,030,000
Industrial Sector												
AL-Badia for General Trans	SBAG	0.880	0.880	0.880	0.880	0.860	0.880	0.880	0.00	2	1,067,230	939,162
General Transportation	SIGT	1.710	1.710	1.640	1.670	1.690	1.700	1.710	-0.58	6	203,284	339,616
Total of Industrial Sector										8	1,270,514	1,278,778
Industrial Sector												
Iraqi Carton Manufactories	IICM	2.200	2.260	2.200	2.250	2.160	2.260	2.160	4.63	7	262,136	590,627
Modern Construction Materials	IMCM	1.250	1.250	1.190	1.190	1.250	1.190	1.250	-4.80	3	271,269	323,486
National Chemical &Plastic	INCP	1.860	1.860	1.850	1.860	1.890	1.850	1.890	-2.12	4	285,975	530,554
The Light Industries	ITLI	1.300	1.300	1.290	1.290	1.300	1.290	1.300	-0.77	2	80,000	103,250
Total of Industrial Sector										16	899,380	1,547,917
Hotels Sector												
Palestine Hotel	HPAL	19.800	19.800	19.400	19.410	19.800	19.400	19.800	-2.02	12	314,905	6,113,619
Total of Hotels Sector										12	314,905	6,113,619
Agricultural Sector												
Iraqi for Seed Production	AISP	4.990	5.100	4.900	4.990	4.980	4.940	4.990	-1.00	73	57,367,355	286,541,002
Total of Agricultural Sector										73	57,367,355	286,541,002
Total of Undisclosed										122	90,852,154	299,511,316
Grand Total										1,138	560,879,568	1,412,508,670

Iraq Stock Exchange not trading companies of Sunday 1/3/2026

Company Names	Code	Previous Average Price	Closing Price
Banks Sector			
Al-Taif Islamic Bank	BTIB	0.700	0.700
Middle East Bank	BIME	0.060	0.060
Union Bank of Iraq	BUOI	0.170	0.170
Asia Al Iraq Islamic Bank	BAIB	0.780	0.780
Cihan Bank for Islamic Investment&Finan	BCIH	2.200	2.200
Insurance Sector			
Dar Al-Salam for Insurance	NDSA	0.700	0.700
Gulf Insurance	NGIR	0.450	0.450
Service Sector			
AL-Nukhba for Construction	SNUC	0.710	0.770
Rehab Karbalaa	HKAR	0.690	0.690
Industrial Sector			
Iraqi For Tufted Carpets	IITC	17.450	17.450
Metallic Industries and Bicycles	IMIB	1.850	1.850
Iraqi Engineering Works	IIEW	5.500	5.500
Hotels Sector			
Babylon Hotel	HBAY	100.030	100.000
Mansour Hotel	HMAN	50.000	50.000
Al-Sadeer Hotel	HSAD	23.020	23.000
Agricultural Sector			
Al-Ahlyia agricultural production	AAHP	3.050	3.050
Modern for Animal Production	AMAP	0.360	0.360
Middle East for Production- Fish	AMEF	6.000	6.000
Iraqi Agricultural Products	AIRP	10.000	10.000
Company Names	Code	Previous Average Price	Closing Price
Banks Sector			
International Islamic Bank	BINT	0.200	0.200
Al-Ataa Islamic Bank	BLAD	0.100	0.100
Arab Islamic Bank	BAAI	1.000	1.000
Iraq Noor Islamic Bank for Investment	BINI	0.250	0.250
International Development Bank	BIDB	1.000	1.000
Al-Rajih Islamic Bank	BRAJ	1.000	1.000
Erbil Investment & FinanceBank	BERI	0.110	0.110
AL-Anssari Islamic Bank	BANS	0.050	0.050
Trans Iraq Bank Investment	BTRI	0.310	0.310
Al-Mashreq Al-Arabi Islamic Bank	BAMS	0.850	0.850
Al-Mustashar Islamic Bank for Investmen	BMUI	1.000	1.000
Al-Qabidh Islamic Bank	BQAB	0.090	0.090
Trust International Islamic Bank	BTRU	0.750	0.750
Region Trade Bank	BRTB	1.000	1.000
World Islamic Bank for Investment	BWOR	1.000	1.000
Al janoob Islamic Bank	BJAB	0.940	0.940
Ameen Al-Iraq Islamic Bank	BAME	1.000	1.000
Investment Sector			
Al-Ameen for Financial Investment	VAMF	1.200	1.200
Insurance Sector			
Alahliya For Insurance	NAHF	0.850	0.850
Industrial Sector			
Baghdad for Packing Materials	IBPM	3.000	3.000
National Furniture Industries	IHFI	1.000	
Modern chemical industries	IMCI	100.000	100.000
Service Sector			
Ibdaa Al-sharq Alwast General Contractir	SIBD	1.000	1.000
Hotels Sector			
Ashour Hotel	HASH	27.000	27.000
Agricultural Sector			
AL-Rebass for Poultry&feed	AREB	-	-
Company Names	Code	Previous Average Price	Closing Price
Banks Sector			
Al-Qurtas Islamic Bank	BQUR	1.000	1.000
Industrial Sector			
Electronic Industry	IELI	1.800	1.800
Al-Hilal Industries	IHLI	1.530	1.520

Iraq Stock Exchange

Sunday 1/3/2026



Not Trading OTC Companies

Company Name	Code	Previous Average price
Banks Sector		
Al-Warka Bank	BWAI	0.140
Hammurabi Commercial Bank	BHAM	—
Al-Sanam Islamic Bank	BSAN	3.000
Industrial Sector		
Kirkuk producing constructional materials	IKFP	2.500
Money Service Sector		
Karmal Brokerage	FKSX	10.000
Rabee Securities	FRSE	9.500
Ishtar Gate for e-Paymant	FISH	1.000
Sama Baghdad Exchange	FSBE	—
Iraqi Deposit Insurance Corporation	FIDI	—
Insurance Sector		
Al Badia Insurance	NBAD	—
Kurdistan Insurance	NKUI	0.500
Shatt Al Arab Insurance	NSHA	1.000
Elaf Insurance	NELF	—
Dilina Insurance Company	NDIL	—

Iraq Stock Exchange
Non Iraqis' Bulletin Sunday March 1 2026
Regular Market



Non Iraqi Trading of Regular Market (Buy)

Company Names	Code	No.of trades	Traded Shares	Trading Volume
Banks Sector				
Bank Of Baghdad	BBOB	2	749,480	2,283,409
National Bank Of Iraq	BNOI	12	15,000,000	71,197,864
Al-Mansour Bank	BMNS	3	10,000,000	20,000,000
Total Bank sector		17	25,749,480	93,481,272
Agricultural Sector				
Iraqi Agricultural Products Market	AIPM	1	225,782	1,038,597
Total Agricultural Sector		1	225,782	1,038,597
Grand Total		18	25,975,262	94,519,870

Non Iraqi Trading of Regular Market (Sell)

Company Names	Code	No.of trades	Traded Shares	Trading Volume
Telecommunication Sector				
Asia cell	TASC	23	1,993,917	29,305,580
Total Telecommunication sector		23	1,993,917	29,305,580
Grand Total		23	1,993,917	29,305,580

Non Iraqi Trading of Second Market (Sell)

Company Names	Code	No.of trades	Traded Shares	Trading Volume
Insurance Sector				
Al-Hamraa for Insurance	NHAM	4	74,088	241,206
Total Insurance sector		4	74,088	241,206
Grand Total		4	74,088	241,206

Iraq Stock Exchange

Sunday 1/3/2026



سوق العراق للاوراق المالية
IRAQ STOCK EXCHANGE

Not Trading Bonds Bulletin

Bond type	Publish type	Code	last trading price	immortilize date
Banaa Bonds /Million ID	Second	CB20	964,981	19/12/2025
Eamar Bonds /Million ID	First	CB30	1,001,095	—
Eamar Bonds /Million ID	Second	CB40	—	—
Eamar Bonds /500 Thousand ID	Third	CB45	—	—
Eamar Bonds /Million ID	Third	CB50	—	—
Injaz Bonds /500 Thousand ID	First	CB55	—	—
Injaz Bonds /Million ID	First	CB60	—	—
Injaz Bonds /500 Thousand ID	Second	CB65	502,671	—
Injaz Bonds /Million ID	Second	CB70	1,026,082	—
Injaz Bonds /500 Thousand ID	Third	CB75	—	—
Injaz Bonds /Million ID	Third	CB80	978,182	—
National Bonds/Million ID	First	CB90	—	—
National Bonds/500 Thousand ID	Second	CB95	—	—
National Bonds/Million ID	Second	CB100	—	—